



Cross Polarised High-Gain LTE Panel Antenna

650 – 960, 1710 – 2170 and 2500 – 2700 MHz Bands

Product code: XPOL-A0002



The antenna provides an innovative and future proof solution for 4G / 3G and 2G networks. It is a unique wall or pole mountable, dual polarised, full LTE band antenna. Incorporating two separately fed ultra wideband elements in a single housing, the antenna is equipped to provide client side MiMo and diversity support for the networks of today and tomorrow.

The weatherproof housing is designed for mast and wall mounting. The antenna has 2 x 5 metres of low loss cable.

This is a cost effective value added product for signal enhancement and ensuring higher throughputs and stable links for subscribers. This will improve subscribers' user experience and increase client retention. It is ideal for any applications using cellular networks (LTE/HSPA/3G/EDGE/GPRS).

Features:

- Wall or pole mount.
- Lightweight
- Waterproof

Application areas:

- Cellular modems
- Least Cost Routers
- GSM customer premises equipment



Specifications:

Product Code:

XPOL-A0002

Electrical:

Gain	8.3 dBi Max Gain @ 650-960 MHz 9.3 dBi Max Gain @ 1710-2170 MHz 8.2 dBi Max Gain @ 2500-2700 MHz
Input Frequency	650 – 960, 1710 – 2170 and 2500 – 2700 MHz Bands
VSWR across operating bands	< 2.5:1
Feed power handling	4 W
Input impedance	50 Ohm (nominal)
Polarisation	2 x Linear (Vertical and Horizontal)
Cable	2 x 5m HDF 195
Connector	2 x SMA male
Cable loss	0.35dB/m @900MHz, 0.53dB/m @2000MHz, 0.6dB/m @2500MHz

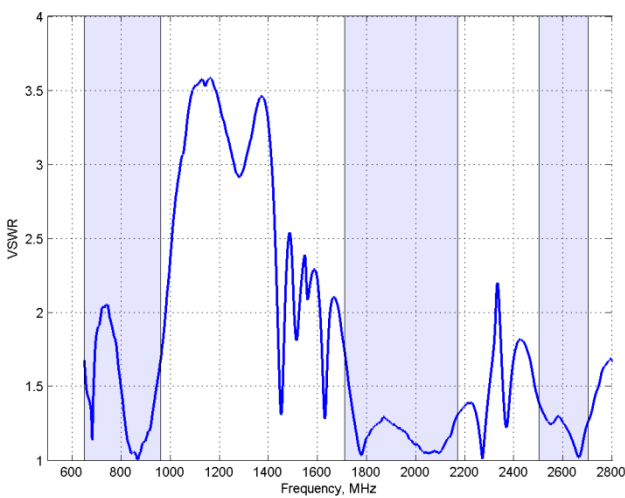
Mechanical:

Mounting	Wall and pole mount
Dimensions (l x w x h)	260 x 260 x 80 mm (without bracket)
Radome Material	ABS (halogen free)
Radome Colour	RAL 9001 Cream/grey
Flammability Rating	UL 94-V0
RoHS	Compliant

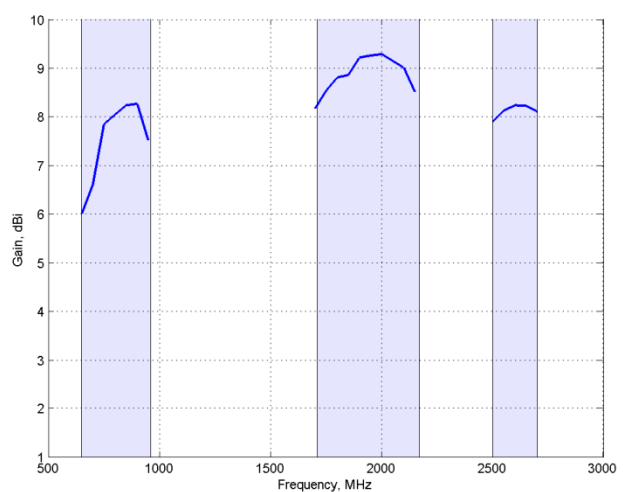
Environmental:

Operating temperature	-20 to +70°C
Environmental Conditions	Outdoor/Indoor

VSWR and Gain Plots

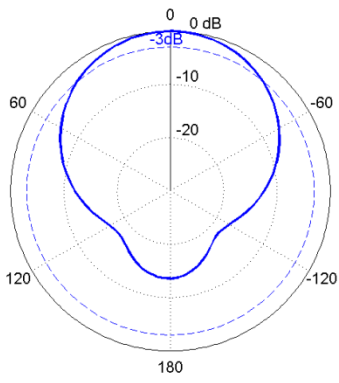


VSWR

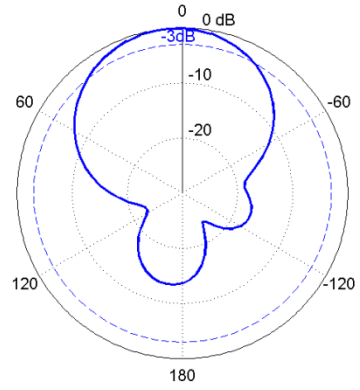


Gain (excluding cable loss)

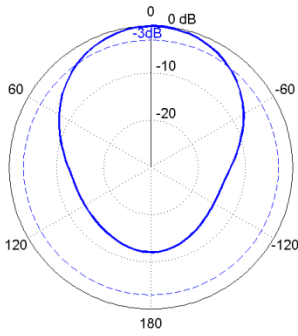
Radiation Patterns:



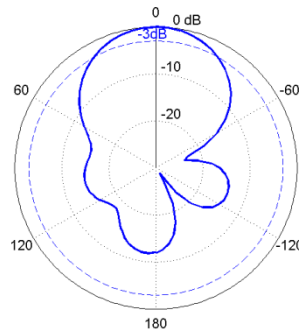
H-Plane (Azimuth)-700MHz



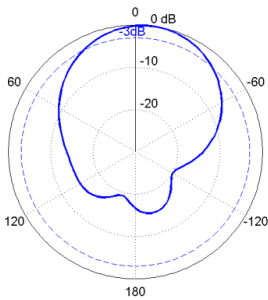
E-Plane (Elevation)-700MHz



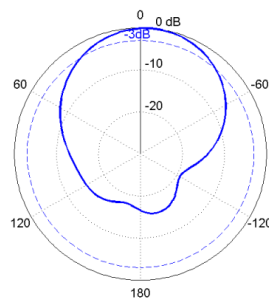
H-Plane (Azimuth)-900MHz



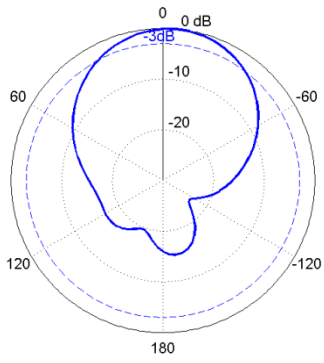
E-Plane (Elevation)-900MHz



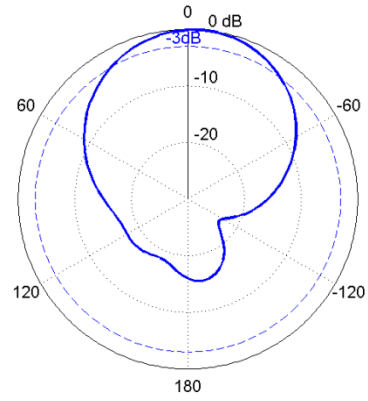
H-Plane (Azimuth)-1700MHz



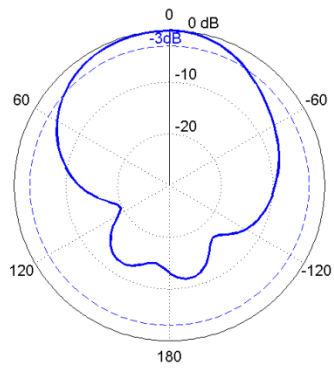
E-Plane (Elevation)-1700MHz



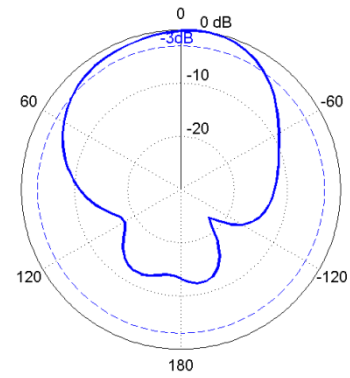
H-Plane (Azimuth)-1900MHz



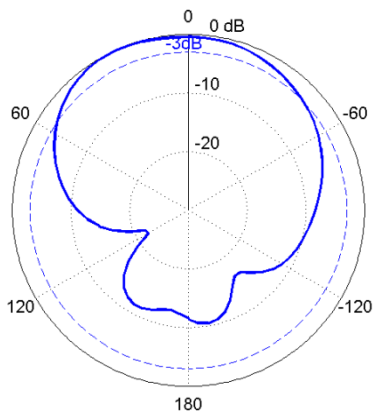
E-Plane (Elevation)-1900MHz



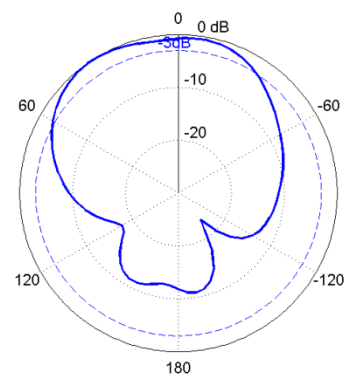
H-Plane (Azimuth)-2100MHz



E-Plane (Elevation)-2100MHz



H-Plane (Azimuth)-2600MHz



E-Plane (Elevation)-2600MHz