

MAX BR1 Mini

Industrial-Grade 4G LTE Router



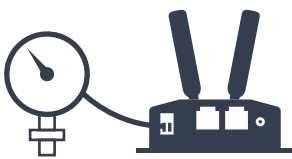
Rugged 4G LTE Router with Add-On Automatic Failover

The BR1 Mini offers redundant SIM slots with automatic switching, DC or terminal block power capability, advanced GPS fleet tracking, and remote management, all packed into a durable metal enclosure.

Works With*



*Certification pending



Out of Band Management and M2M Telemetry

Manage and configure your networking devices securely even if the primary line is not available. Gather data from meters, sensors and other remote equipment via RS-232 serial port adapter.



Customizable Captive Portal

Branding your captive portal is as easy as uploading your logo and terms & conditions. You can easily set bandwidth allowance and access duration per user.



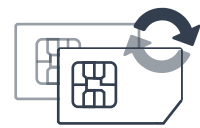
Add-On WAN Capabilities

The MAX BR1 Mini has an optional license that enables Ethernet and Wi-Fi WAN for failover between different WAN connections.



Fleet Tracking and Management

With built-in GPS fleet tracking and InControl cloud-based management, you can keep tabs on location and manage your mobile network from any Internet-connected device.



Redundant SIM Slots for Multiple Carriers

Redundant SIM slots with automatic switching for reliable networking. You can set the BR1 Mini to automatically switch SIM cards when you're about to exceed a data cap. It also allows you travel across borders without changing SIM cards manually.


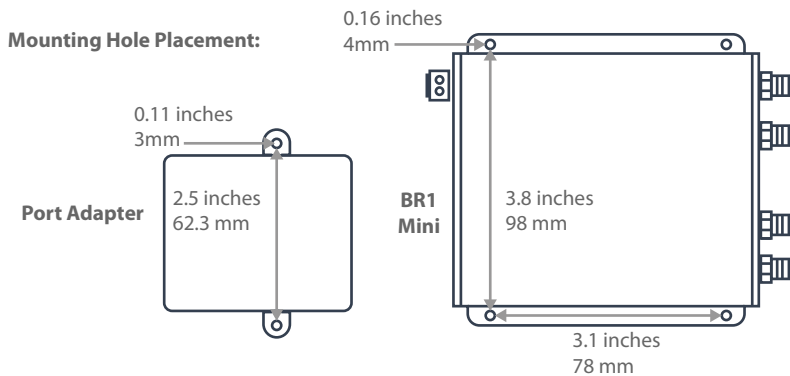

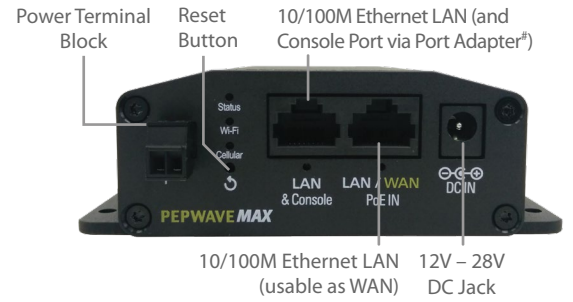



Terminal Block for Secure Power Supply

The MAX BR1 Mini is equipped with a terminal block for secure power installation in vehicles and other locations.

Specifications

MAX BR1 Mini	
WAN Interface	1x 10/100M Ethernet Port# 1x Embedded LTE Modem with Redundant SIM Slot
LAN Interface	1x 10/100M Ethernet Port
Wi-Fi Interface	802.11b/g/n Wi-Fi WAN# or AP
Router Throughput	100Mbps
Recommended Users	1-60
Cellular and GPS Antenna Connector	2x SMA Antenna Connectors 1x SMA GPS Antenna Connector 1x Wi-Fi Connector
Power Input	DC Jack/Terminal Block: 12V – 28V DC Passive PoE Input (WAN Port)
Power Consumption	12W (max.)
Dimensions	4.1 x 4.3 x 1.2 inches 105 x 110 x 30 mm
Weight	0.54 pound 244 grams
Operating Temperature	-40° – 149°F -40° – 65°C
Humidity	15% – 95% (non-condensing)
Certifications	FCC, CE, RoHS EN 61000: Electromagnetic Compatibility
Warranty	1-Year Limited Warranty



#Sold Separately

Ordering Information

Product Code	Region	Cellular Standard	4G Bands/Frequencies (MHz)	3G Bands/Frequencies (MHz)
MAX-BR1-MINI-LTEA-W-T	US & EU	LTE Advanced	B1/2100, B2/1900, B3/1800, B4/AWS, B5/850, B7/2600, B8/900GSM, B12/700a, B13/700c, B20/800DD, B25/1900+, B26/850+, B29/700d, B30/2300WCS, B41/TD 2500	WCDMA/HSPA+/DC-HSPA+: B1/2100, B2/1900, B3/1800, B4/AWS, B5/850, B8/900
MAX-BR1-MINI-LTE-US-T	US	LTE	B2/1900, B4/AWS, B5/850, B13/700, B17/700, B25/1900	WCDMA/HSPA+/DC-HSPA+: B1/2100, B2/1900, B4/AWS, B5/850, B8/900 EV-DO Rev.A: BC0/800, BC1/1900, BC10/800
MAX-BR1-MINI-LTE-E-T	EU	LTE	B1/2100, B3/1800, B7/2600, B8/900, B20/800	WCDMA/HSPA+/DC-HSPA+: B1/2100, B2/1900, B5/850, B6/800, B8/900

4G
LTE

Product Code	Description
MAX-BR1-MINI-LC-FS	Failover software license and related feature set for BR1-MINI, enables Ethernet and Wi-Fi WAN.
ACW-411	Port adapter for BR1 Mini, enables RS-232 console port connectivity while simultaneously providing Ethernet LAN.