

# AEROHIVE CONNECT VS. SELECT

## Feature Comparison — Network Management

### SUPPORTED DEVICES

Feature	HiveManager NG (Select)	HiveManager Connect
	11.22	11.22
Access Points	✓	✓
Switches	✓	✓
Dell Switches	✓	
Branch Routers	<i>HiveManager Classic Only</i>	

### NETWORK POLICY

Feature	HiveManager NG (Select)	HiveManager Connect
	11.22	11.22
SSID configurations	✓	⚠
Single User Profile Configuration	✓	⚠
QoS settings (classifier maps and marker maps)	✓	
Network, Application and MAC layer firewall	✓	
Device level configuration (for override)	✓	⚠
Multiple user profiles	✓	
User profile assignment	✓	
Device management settings	✓	
Device location as part of policy	✓	✓
Device utilities	✓	

### SWITCH SETTINGS

Feature	HiveManager NG (Select)	HiveManager Connect
	11.22	11.22
Switch settings: STP, storm control, IGMP settings	✓	✓
Switch templates: port types, port detail settings	✓	✓
Device utilities	✓	✓
Switch template: wired port authentication, QoS, aggregation	✓	✓

## AUTHENTICATION

Feature	HiveManager NG (Select)	HiveManager Connect
	11.22	11.22
Authentication options (Open/PSK/External RADIUS)	✓	✓
PPSK Authentication	✓	
AP device as Radius server	✓	
AD and LDAP support	✓	⚠
Self registration with employee approval	✓	
PPSK user group	✓	
PPSK self registration	✓	
PPSK bulk create	✓	
Server CSR	✓	
Certificate management	✓	
Captive Web Portal - Use Policy Acceptance	✓	✓
Captive portal customization	⚠	⚠
Captive Web Portal with self registration	✓	

## MONITORING

Feature	HiveManager NG (Select)	HiveManager Connect
	11.22	11.22
Device monitoring page	✓	⚠
Events/Alarms w/ time range and UI search capability	✓	⚠
Aerohive device list	✓	✓
Device utilities for troubleshooting	✓	⚠
Device actions	✓	✓
Connected clients list	✓	
Disconnected clients list	✓	
Wireless interface monitoring	✓	✓ (Snapshot)
Client monitoring page	✓	⚠
Client location tracking	✓	
Device details for switches	✓	✓

## DASHBOARD

Feature	HiveManager NG (Select)	HiveManager Connect
	11.22	11.22
Context filters - Client groups/Network policy/Port types	✓	
Time selector - 1 hour/4 hour/1day/7 days	✓	
Hierarchy filters	✓	
Client top N widget	✓	
User top N widget	✓	
AP top N views by clients and usage	✓	
New time-selector with inspection window and presets	✓	
SSID and User Profile based filtering	✓	
Switch/port bandwidth usage	✓	
Bandwidth usage over time	✓	
Drag and drop widget arrangement	✓	
Search based visibility	✓	
Device/Client/Application 360 views	✓	
User Entity page 360 view	✓	




## APPLICATION VISIBILITY AND CONTROL

Feature	HiveManager NG (Select)	HiveManager Connect
	11.22	11.22
Top applications by usage and clients	✓	
Application usage over time	✓	
Custom application definition	✓	
Application entity page	✓	
Application groups by usage and clients	✓	









## FILTERS

Feature	HiveManager NG (Select)	HiveManager Connect
	11.22	11.22
Client filters - OS/Connection type/connection status/port types	✓	
Device filters - Network policy/ real vs simulated	✓	✓










## REPORTING

Feature	HiveManager NG (Select)	HiveManager Connect
	11.22	11.22
Scheduled reports		
PCI 3.0 report		
WIPS report		



## MAPS

Feature	HiveManager NG (Select)	HiveManager Connect
	11.22	11.22
Planner		
Google maps		
Heatmaps		
Swapping simulated devices with real devices		
Multi-floor planner views		

## TROUBLESHOOTING

Feature	HiveManager NG (Select)	HiveManager Connect
	11.22	11.22
Client Monitor 2.0 / Help desk		
Client Monitor (realtime tracing/existing CM)		
RADIUS test tool		
VLAN probe		
SSH to APs		
Netdump		
KDDR		

## ADMINISTRATION

Feature	HiveManager NG (Select)	HiveManager Connect
	11.22	11.22
Admin groups and sub-admin accounts		
VHM level role-based access control		

## CONFIGURATION

Feature	HiveManager NG (Select)	HiveManager Connect
	11.22	11.22
Bonjour Gateway	✓	
AP as DHCP Server/Relay	✓	
Supplemental CLI	✓	
Scheduled config push	✓	✓

## SUPPORT FOR INSIGHT APIS (CLOUD)

Feature	HiveManager NG (Select)	HiveManager Connect
	11.22	11.22
Monitoring	✓	
Identity	✓	
Configuration	✓	
Presence	Insight Upgrade	Insight Upgrade
Location	Insight Upgrade	Insight Upgrade

## SUPPORT FOR INSIGHT APIS (ON-PREMISES)

Feature	HiveManager NG (Select)	HiveManager Connect
	11.22	11.22
Monitoring	✓	
Identity	✓	
Configuration	✓	
Presence		
Location		

⚠ Denotes Limited Support

